

Form 20546
(851)
Printed in U.S.A.

LIST OF PARTS



MACHINE No. 31sv52

**** A TRADE-MARK OF
THE SINGER MANUFACTURING COMPANY**

INSTRUCTIONS FOR OILING

To ensure easy running and prevent unnecessary wear of the parts which are in movable contact, the machine requires oiling and when in continuous use, "TYPE B" or "TYPE D" OIL, sold only by Singer Sewing Machine Company, should be applied at least twice each day to all oil holes marked "OIL", as instructed in Form 20543.

"TYPE D" OIL is stainless.

Copyright, U. S. A., 1951, by The Singer Manufacturing Company
All Rights Reserved for all Countries

INDEX

	Page
Accessories.....	13
Driving Attachment.....	14
Fittings for Mobile Field Cabinet-Serial No. 179264.....	16
Knee Lever.....	18
Machine No. 31SV52.....	7
Motor and Switch Parts.....	18
Numerical List of Parts.....	21
Starting Rock Shaft.....	19

INSTRUCTIONS FOR ORDERING

In ordering from this list, use ONLY the part NUMBER in the FIRST Column.

The number stamped on a Sewing Machine Part is in every case the number of the single part only.

Every combination of parts sent out as such has its specific number, which, although not stamped on the parts, must be used when ordering the combination.

Each number always indicates the SAME PART in whatever list it appears, or for whatever machine.

The letters after some of the numbers indicate the style of finish only, as follows:

A-Hardened, Polished, Nickel Plated and Buffed.

A.A-Buffed and Chromium Plated.

A.B-Hardened, Polished, Buffed and Chromium Plated.

A.C-Brown Baking Enamel Finish.

A.D-Gray Baking Enamel Finish.

A.E-Hardened, Bright Rumbled and Nickel Plated.

A.F-Hardened, Bright Rumbled, Nickel Plated, Bright Rumbled and Chromium Plated.

A.G-Alumilite, Plain.

A.H-Alumilite Dyed.

A.J-Polished, Nickel Plated and Chromium Plated.

A.K-Hardened, Polished, Nickel Plated and Chromium Plated.

A.L-Heat Treated for Toughness.

B-Polished, Nickel Plated and Buffed.

C-Hardened only.

C.R-Hardened and Merlized.

D-Polished Only.

E-Soft, Not Polished.

F-Hardened and Polished.

F.J-Hardened, Polished and Nickel Plated.

G-Bright Rumbled and Nickel Plated.

H-Blued.

J-Nickel Plated Only.

K-Hardened and Nickel Plated.

L-Brass Plated.

M-Oxidized.

N-Japanned, Dull.

INSTRUCTIONS FOR ORDERING - Continued

- P-Japanned, Bright.
- P.P-Wrinkle Finish.
- R-Merlized.
- S-Cadmium Plated.
- T-Copper Plated.
- T.A-Hardened, Polished, Copper and Nickel Plated and Buffed
- T.B-Copper and Nickel Plated and Polished.
- T.J-Copper and Nickel Plated Only.
- T.K-Hardened, Copper and Nickel Plated.
- T.L-Copper and Brass Plated.
- T.M-Copper Plated and Oxidized.
- U-Zinc Plated.
- V-Silver Plated.
- W-Polished and Nickel Plated.
- X-Black Oxide, for Iron and Steel.
- X.C-Hardened and Black Oxide, for Iron and Steel.
- Y-Black Nickel Plated Only.
- Z-Chromium Plated.
- Z.A-Hardened, Polished, Nickel Plated, Buffed and Chromium Plated.
- Z.B-Polished, Nickel Plated, Buffed and Chromium Plated.
- Z.C-Hardened and Chromium Plated.
- Z.D-Polished and Chromium Plated.
- Z.G-Bright Rumbled, Nickel Plated, Bright Rumbled and Chromium Plated.
- Z.J-Nickel and Chromium Plated.
- Z.T-Copper and Chromium Plated.

These letters MUST BE USED when they appear in the list; and AFTER the number as in the list.

In this series:

1 to 1500, 50001 to 51500 and 140001 to 142000 are Screw Numbers.


1501 to 1800 and 51501 to 51800 are Nut Numbers.

1801 to 2000 and 51801 to 52000 are Roller Numbers.

2001 to 50000 and 52001 to 140000 and 142001 to 190000 are Sewing Machine Parts, 190001 and upward are numbers of Electrical Parts.

The figures in the second column refer only to the plates, illustrating the parts, and are NOT TO BE USED in ordering.

Parts marked with an asterisk (*) are furnished only when repairs are made at factory.



LIST OF PARTS COMPLETE FOR MACHINE No. 31sv52

No.	Plate	Name
*20313	-----	Arm with 15404 and two 15405.....
8582	24082	" Dowel Pin (2).....
12453	24082	" Oil Tube for intermediate bearing.....
12454	24082	Arm Oil Tube with 132590, for oiling 12409.....
11119	24082	Arm Oil Tube with 52045, for oiling 12408.....
24131	24082	Arm Oil Tube with 52045, for oiling 12197.....
132590	24082	Arm Oil Tube Packing (braided cotton).....
52045	24082	Arm Oil Tube Packing (braided cotton).....
748E	24082	Arm Screw (back) (2).....
854E	24082	" " (front) (2).....
12427	24085	" Shaft.....
*44124	-----	" " 12427 with 12197 and 20188
*44197	-----	" " 44124 with 20197.....
12357	24085	" " Flanged Bushing (back)....
448AL	24085	" " " " Set Screw.....
144D	24085	Arm Shaft Screw.....
12480	24080	" Side Cap.....
219J	24080	" " " Screw.....
12193	24082	" " Cover.....
51224W	24082	" " " Thumb Screw.....
52239	24082	" Spool Pin and Thread Eyelet.....
8879	24082	" " " Washer (cloth).....
16592	24085	Balance Wheel (friction) with 7958, 16524 and two 435AL.....
16524	24085	Balance Wheel (friction) Ring (leather).....
7958	24085	Balance Wheel (friction) Ring Stop Pin.....
435AL	24085	Balance Wheel Set Screw (2).....
*Serial 193963	-----	Bed.....
5596	24080	Bell Crank.....
56848	-----	" " 5596 with 5599 and 5601..
5599	24080	" " Bracket.....
178E	24080	" " " Screw (2).....
5601	24080	" " Hinge Pin.....
5735	24080	" " Spring.....
5598	24080	Bell Crank complete, Nos. 5735 and 56848.....

PARTS FOR MACHINE No. 31sv52

No.	Plate	Name
256J	24085	Clamp Stop Motion Clamp Screw.....
248A	24085	" " " " Stop Screw..
2020	24085	" " " " Washer.....
4933	24085	" " " Flanged Bushing
		with two 462AL.....
462AL	24085	Clamp Stop Motion Flanged Bushing
		Set Screw (2).....
3022	24085	Clamp Stop Motion complete, Nos.
		248A, 256J, 2020 and 4933.....
20197	24085	Crank Connecting Rod with 125044 and
		two 896AL.....
896AL	24085	Crank Connecting Rod Cap Screw (2)..
908C	24085	" " " Hinge Screw....
1619E	24085	" " " " " Nut
125044	-----	" " " Oil Pad (felt)..
20057	24079	Face Plate.....
20058	-----	Face Plate complete, Nos. 12150,
		20057 and 139615.....
190J	24079	Face Plate Screw.....
44181	-----	" " Thread Guard (lower).....
12150	24079	" " " " " "
		44181 with 12152.....
12152	24079	Face Plate Thread Guard (lower) Riv-
		et.....
45874	-----	Face Plate Thread Guard (upper).....
139615	24079	" " " " " "
		45874 with 125424.....
125424	24079	Face Plate Thread Guard (upper) Riv-
		et.....
51224W	24079	Face Plate Thumb Screw.....
12368	24080	Feed Bar.....
313C	24080	" " Screw Center (2).....
56813	-----	" " " " 313C with
		1519J (2).....
1519J	24080	Feed Bar Screw Center Nut (2).....
12197	24085	" Cam and Feed Lifting Eccentric
		with 446AL.....
446AL	24085	Feed Cam and Feed Lifting Eccentric
		Set Screw.....
52165	24085	Feed Connecting Link.....
375C	24085	" " " Hinge Screw (2)
1518J	24085	" " " " " Nut
		(2).....
26603	24079	Feed Dog, 20 teeth (16 teeth to the
		inch).....
208AL	24079	Feed Dog Screw (2).....
44003	24085	" Forked Connection.....
375C	24085	" " " Hinge Screw..
1518J	24085	" " " " " "
		Nut.....
43992	-----	Feed Forked Connection complete,
		Nos. 12332, 44003, 52165 and two
		each 375C and 1518J.....
44125	24080	Feed Lifting Rock Shaft.....
44126	24080	Feed Lifting Rock Shaft complete,
		Nos. 12376 and 44125.....

PARTS FOR MACHINE No. 31sv52

9

No.	Plate	Name
12376	24080	Feed Lifting Rock Shaft Crank with 157J and 1813.....
157J	24080	Feed Lifting Rock Shaft Crank Clamping Screw.....
43976	24085	Feed Lifting Rock Shaft Crank Connecting Rod with 125044 and two 966E.....
125044	-----	Feed Lifting Rock Shaft Crank Connecting Rod Oil Pad (felt).....
966E	24085	Feed Lifting Rock Shaft Crank Connecting Rod Cap Screw (2).....
375C	24085	Feed Lifting Rock Shaft Crank Connecting Rod Hinge Screw.....
1518J	24085	Feed Lifting Rock Shaft Crank Connecting Rod Hinge Screw Nut.....
1813	24080	Feed Lifting Rock Shaft Crank Roller and Stud.....
307C	24080	Feed Lifting Rock Shaft Screw Center (2).....
56814	-----	Feed Lifting Rock Shaft Screw Center 307C with 1513J (2).....
1513J	24080	Feed Lifting Rock Shaft Screw Center Nut (2).....
12332	24085	Feed Regulator and Reverser.....
140139E	-----	" " " " Hinge Screw.....
139603	-----	Feed Regulator and Reverser Hinge Screw Washer.....
12333	24085	Feed Regulator Handle.....
12323	24085	" " " Friction Spring.....
835D	24085	Feed Regulator Handle Screw.....
12379	24080	" Rock Shaft.....
20333	-----	Feed Rock Shaft complete, Nos. 12379 and 29633.....
29633	24080	Feed Rock Shaft Crank with 157J.....
157J	24080	" " " " Clamping Screw
307C	24080	" " " " Screw Center (2)....
56814	-----	" " " " " 307C with 1513J (2).....
1513J	24080	Feed Rock Shaft Screw Center Nut (2)
25866	-----	Guide.....
284W	-----	" Screw.....
12237	24080	Lifting Lever with 448AL.....
12415	24080	" " Connecting Rod.....
12416	24080	" " " " Joint..
76D	24080	" " " " Hinge Screw.....
1521J	24080	Lifting Lever Connecting Rod Lock Nut.....
802D	24080	Lifting Lever Hinge Screw.....
12241	24081	" " Link.....
766D	24081	" " " Hinge Screw.....
12240	24080	" " Pin.....
448AL	24080	" " " Set Screw.....
12381	24081	Needle Bar (hollow).....

PARTS FOR MACHINE No. 31sv52

No.	Plate	Name
43997	24081	Needle Bar Connecting Link with 794E and 12384.....
794E	24081	Needle Bar Connecting Link Adjusting Screw.....
12384	24081	Needle Bar Connecting Stud with 453AL and 1904.....
1904	24081	Needle Bar Connecting Stud Roller (roller only).....
453AL	24081	Needle Bar Connecting Stud Set Screw
20188	24085	" " Crank with 858AL and 1065AL.....
1065AL	24085	Needle Bar Crank Position Screw.....
858AL	24085	" " " Set Screw.....
936E	24081	" " Screw Bushing (2).....
4302	24081	" " Thread Guard.....
233D	24081	" " " Screw.....
4303	24081	" Clamp with 808F.....
808F	24081	" " Screw.....
24104	-----	Oscillating Rock Shaft.....
24105	24085	Oscillating Rock Shaft complete, Nos. 4784, 12388 and 24104.....
139602	-----	Oscillating Rock Shaft 24105 with 908C.....
12388	24085	Oscillating Rock Shaft Hinge Pin....
448AL	24085	" " " " " Set Screw.....
4784	24085	Oscillating Rock Shaft Oil Pad.....
12389	24080	" Shaft.....
44134	24080	" " Crank.....
44135	24080	Oscillating Shaft Crank complete, Nos. 1518E, 19449, 44134 and two 453AL.....
453AL	24080	Oscillating Shaft Crank Set Screw (2).....
19448	24080	Oscillating Shaft Crank Slide Block.
226J	24080	" " " " " Cap Screw.....
12424	24080	Oscillating Shaft Crank Slide Block Cap Screw Washer.....
988C	24080	Oscillating Shaft Crank Slide Block Screw Stud.....
1518E	24080	Oscillating Shaft Crank Slide Block Screw Stud Nut.....
19449	-----	Oscillating Shaft Crank Slide Block complete, Nos. 226J, 988C, 12424 and 19448.....
12391	24081	Presser Bar (hollow).....
20059	24081	" " Guide Bracket with 453AL
453AL	24081	" " " " Set Screw.
52016	24081	" " Lifter.....
689C	24081	" " " Screw.....
1520J	24081	" " " " Nut.....
12327	24081	" " Lifting and Releasing Lever Bracket.....
11167	24081	Presser Bar Spring (light) .051 wire
Note:		No. 11167 is sent with this machine unless another Presser Bar Spring is specified on order.

PARTS FOR MACHINE No. 31sv52

11

No.	Plate	Name
12139	-----	Presser Bar Spring (medium) .055 wire.....
20023	-----	Presser Bar Spring (heavy) .063 wire
11170	24081	" " " Washer.....
7298	24081	" Foot Hinge Pin.....
19334	24081	" " Plate.....
19335	24081	" " Shank.....
19336	24081	Presser Foot (hinged) complete, Nos. 7298, 19334 and 19335.....
190J	24081	Presser Foot Screw.....
688J	24081	Pressure Regulating Thumb Screw.....
2996	24081	Shuttle Bobbin.....
15140	24081	" " Case Latch.....
2973	24081	" " " " Lever.....
2974	24081	" " " " " Fulcrum Pin.....
2975	24081	Shuttle Bobbin Case Latch Spring....
592E	24081	" " " " Stop Screw
15141	-----	Shuttle Bobbin Case Hinge, Nos. 2973, 2974 and 15140.....
24412	24082	Shuttle Bobbin Case Position Plate..
391J	24082	" " " " " Screw (2).....
62740	24081	Shuttle Bobbin Case complete, Nos. 591F, 592E, 2975, 15141 and 15278.....
12393	24081	Shuttle Body.....
591F	24081	" Tension Regulating Screw....
15278	24081	" " Spring.....
19292	24081	Shuttle, 1 11/16 in. diam., Nos. 2996, 12393 and 62740.....
12394	-----	Shuttle Driver.....
12444	24080	" " 12394 with two 1266AL
1266AL	24080	" " Set Screw (2).....
2531	24082	" Race Back.....
2532	24082	" " " Position Pin (2)..
2533	24082	" " " Spring.....
907D	24082	" " " Screw.....
24413	24082	" " Body.....
25000	-----	" " " 24413 with 24414 and two 1053E.....
24962	-----	Shuttle Race Body 25000 with two 2532.....
24414	24082	Shuttle Race Cap.....
1053E	24082	" " " Screw (2).....
24415	24082	Shuttle Race complete, Nos. 907D, 2531, 2533, 24412, 24962 and two 391J.....
145D	24082	Shuttle Race Screw (2).....
12431	24079	" " Slide.....
12432	24079	Shuttle Race Slide complete, Nos. 4307, 12431 and two 725J.....
4307	24079	Shuttle Race Slide Spring.....
725J	24079	" " " " Screw (2).
20060	24081	Slack Thread Regulator.....
225F	24081	" " " Adjusting Screw.....

PARTS FOR MACHINE No. 31sv52

No.	Plate	Name
2102	24079	Tension Disc (2).....
1560C	24079	" Regulating Thumb Nut.....
32572	24079	" Releasing Disc.....
43944	24079	" " Lever.....
12398	24079	" " " Hinge Pin...
12329	24079	" " " Spring.....
32574	24079	" " Pin
50327C	24079	" Screw Stud.....
44141	-----	" " " 50327C with 1560C
43945	24079	" Spring.....
44118	24079	Tension complete, Nos. 7336, 32572, 32574, 43945, 43946, 44141 and two 2102.....
52454	24079	Thread Retainer.....
624AL	24079	" " Set Screw.....
12404	24081	" Take-up Crank.....
3094	24085	" " " Wedge.....
690E	24085	" " " " Screw....
12408	24081	" " Lever.....
775E	24081	" " " Cap Screw.....
12166	24081	" " " Hinge Pin.....
12409	24081	" " " Link.....
11204	24081	" " " " Hinge Pin.
435AL	24081	" " " " " "
		Set Screw.....
12410	-----	Thread Take-up Lever complete, Nos. 12166, 12408 and 12409.....
43946	24079	Thread Take-up Spring.....
7336	24079	" " " Regulator.....
448AL	24079	" " " " Set Screw.....
43990	-----	Thread Take-up complete, Nos. 775E, 11204, 12404, 12410 and 43997...
26605XC	24079	Throat Plate.....
691XC	24079	" " Screw (2).....
*15404	-----	Trade Mark.....
15405	-----	" " Rivet (2).....
Serial 179326	-----	Drip Pan with two 27878.....
27878	-----	" " Nail (2).....

ACCESSORIES

No.	Plate	Name
25020	-----	Belt (round, 1/4 in.) 6 ft. long....
Serial 179808	-----	" (round, 1/4 in.) 28 in. long with 25127.....
Note: Belt Serial 179808 is furnished only with Motor.		
25127	24083	Belt Hook (6).....
120616	24083	" Punch.....
12361	24083	Machine Hinge Connection (2).....
120861	24083	Oil Can, 3 oz. filled with oil.....
11831	24083	Screw Driver (extra large).....
26026	24083	" " (medium).....
26485	24083	" " (small).....
120440	24083	" " (large).....
8908	24083	Wrench for 1519 and 1520.....
8909	24083	" " 1513 and 1518.....
22003	24083	Wrench.....
27662	24083	Wrench.....
40552	24083	Wrench.....

DRIVING ATTACHMENT

No.	Plate	Name
16592	24085	Balance Wheel (friction) with 7958, 16524 and two 435AL.....
16524	24085	Balance Wheel (friction) Ring (leather).....
7958	24085	Balance Wheel (friction) Ring Stop Pin.....
435AL	24085	Balance Wheel Set Screw (2).....
16514	24084	Bobbin Winder Frame.....
32D	24084	" " " Hinge Screw.....
16515	-----	Bobbin Winder Frame complete, Nos. 333J, 5960, 5961, 5963, 15077 and 16514.....
5960	24084	Bobbin Winder Friction Wheel (leath- er).....
5961	24084	Bobbin Winder Friction Wheel Washer.
333J	24084	" " " " "
		Screw.....
15072	24084	Bobbin Winder Position Pin.....
15077	24084	" " Spindle with 15072....
5963	24084	" " " Flange.....
27306	24084	" " Spool Pin.....
27307	24084	" " " Stand.....
27308	24084	Bobbin Winder Spool Stand complete, Nos. 418E, 1562J, 2106, 10141, 11241, 27306, 27307 and two each 2455 and wood screws 1 in. No. 10 F.H.....
11241	24084	Bobbin Winder Spool Washer (cloth)..
12170	24084	" " Spring.....
180J	24084	" " " Screw.....
16516	24084	" " " Stop Latch with 152E and 1550X.....
152E	24084	Bobbin Winder Stop Latch Adjusting Screw.....
1550X	24084	Bobbin Winder Stop Latch Adjusting Screw Nut.....
75D	24084	Bobbin Winder Stop Latch Hinge Screw
27303	-----	" " " " Spring.....
2269	-----	" " " " Stop Pin...
2455	24084	" " " Tension Disc (2).....
1562J	24084	" " " Regulating Thumb Nut.....
418E	24084	Bobbin Winder Tension Screw Stud....
10141	24084	" " " Spring.....
2106	24084	" " " Thread Guard..
16530	24084	Bracket.....
692D	24084	" Screw.....
16518	24084	Driving Arm with 2269, 2928 and two 15132.....
2928	24084	Driving Arm Brake (leather).....
15132	24084	" " " Rivet (2).....

No.	Plate	Name
12178	24084	Driving Arm Friction Plug (wood)....
427E	24084	" " " " Adjusting
		Screw.....
1508C	24084	Driving Arm Friction Plug Adjusting
		Screw Nut.....
693D	24084	Driving Arm Hinge Screw.....
1579C	24084	" " " " Nut.....
12475	24084	" " Pitman.....
20371	24084	" " " Crank.....
2022	24084	" " " " Pin.....
20372	24084	" " " " Spring.....
65D	24084	" " " Hinge Screw (2)..
16522	24084	Driving Arm complete, Nos. 32D, 75D, 180J, 427E, 693D, 1508C, 1579C, 12170, 12178, 16515, 16516, 16518, 16530 and 27303.....
16594	24084	Driving Friction Pulley, 2 5/16 in. diam. with 861E and 10236.....
10236	-----	Driving Friction Pulley Center Bear- ing.....
861E	24084	Driving Friction Pulley Oil Hole Plug Screw.....
12479	24084	Starting Crank.....
2022	24084	" " Pin.....
12477	24084	" " Shaft.....
44176	24084	" " " 12477 with 12479, 20371 and two 2022.....
Serial 179362	24084	Driving Attachment with Bobbin Wind- er Nos. 692D, 12475, 16522, 16592, 16594, 20372, 27308, 44176 and two 65D.....

FITTINGS FOR MOBILE FIELD CABINET — SERIAL No. 179264

No.	Plate	Name
Serial 179301	-----	Base (wood) base only.....
Serial 179302	-----	Base complete, Nos. 190566, Serial 179301, Serial 179303, Serial 179323, Serial 179324, Serial 179325, Serial 179458, two each 2718, 44139, 126849, Serial 179319, wood screws 3/4 in. No. 6 F.H., 1 1/4 in. No. 14 F.H., four each 20022, 27878, Serial 179304, Serial 179313 (component part of Serial 179314) wood screws 3/8 in. No. 5 R.H. Blacked, six 96788, eight wood screws 3/4 in. No. 7 F.H. and sixteen each 23250, 67425, Serial 179315 and wood screws 1 1/2 in. No. 12 F.H.....
Serial 179303	-----	Base Accessory Compartment Lid (wood).....
126849	-----	Base Accessory Compartment Lid Hinge with four wood screws 3/4 in. No. 7 (2).....
-----	-----	Base Accessory Compartment Lid Hinge Wood Screw 3/4 in. No. 7 F.H. (8).....
96788	-----	Base Corner Brace (6).....
-----	-----	" " " Wood Screw 3/4 in. No. 9 R.H. Blacked (24).....
Serial 179304	-----	Base Protecting Strip (4).....
-----	-----	" " " Wood Screw 1/2 in. No. 12 F.H. (16).....
Serial 179305	-----	Cover (wood).cover only.....
Serial 179306	-----	Cover complete, Nos. Serial 179305, Serial 179320, Serial 179321, two Serial 179312, four each 9281, 126079, Serial 30797, Serial 179317 (component part of Serial 179314) Serial 179322, sixteen each 23250, 67425, Serial 179315 and twenty-four wood screws 1 1/2 in. No. 12 F.H.....
Serial 179307	-----	Cover Handle (rubber) (2).....
Serial 179308	-----	" " Chain (2).....
27684	-----	" " Hook (4).....
Serial 179309	-----	Cover Handle, Nos. Serial 179307, Serial 179308 and two 27684 (2).
Serial 179310	-----	Cover Handle Eye Bolt with Serial 179311 (4).....
Serial 179311	-----	Cover Handle Eye Bolt Nut (4).....
126079	-----	" " " " Lock Washer (4).....

No.	Plate	Name
9281	-----	Cover Handle Eye Bolt Nut Washer (4)
Serial 30797	-----	" " " " Washer (4)....
Serial 179312	-----	Cover Handle with Eye Bolts complete, Nos. Serial 179309 and two Serial 179310 (2).....
Serial 179313	-----	Cover Hasp (4).....
Serial 179314	-----	Cover Hasp complete with Staple, Nos. Serial 179313 and Serial 179317 (4).....
Serial 179315	-----	Cover Hasp Bolt with Serial 179316 (16).....
Serial 179316	-----	Cover Hasp Bolt Nut (16).....
67425	-----	" " " " Lock Washer (16)
23250	-----	" " " " Washer (16).....
Serial 179317	-----	" " Staple (4).....
Serial 179315	-----	" " Bolt with Serial 179316 (16).....
Serial 179316	-----	Cover Hasp Staple Bolt Nut (16).....
67425	-----	" " " " " Lock Washer (16).....
23250	-----	Cover Hasp Staple Bolt Nut Washer (16).....
Serial 30821	-----	Cover Hasp Staple Snap (4).....
Serial 179318	-----	" " " " Chain with two 124352 (2).....
Serial 179319	-----	Cover Hasp Staple Snap Chain with Snaps complete, Nos. Serial 179318 and two Serial 30821 (2).
124352	-----	Cover Hasp Staple Snap Chain Hook (4).....
-----	-----	Cover Hasp Staple Snap Chain Wood Screw 3/4 in. No. 6 F.H. (2)....
Serial 179320	-----	Cover Machine Protector Pad (felt) left.....
Serial 179321	-----	Cover Machine Protector Pad (felt) right.....
Serial 179322	-----	Cover Protecting Strip (4).....
-----	-----	" " " Wood Screw 1 1/2 in. No. 12 F.H. (24).....
Serial 179323	-----	Knee Lever Holder (left).....
Serial 179324	-----	" " " (right).....
-----	-----	" " " Wood Screw 3/8 in. No. 5 R.H. Blacked (4).....
190566	-----	Lead Clamp.....
-----	-----	" " Wood Screw 3/4 in. No. 9 R.H. Blacked.....
Serial 179325	-----	Machine Button.....
Serial 179458	-----	" " Bolt with 1690R.....
1690R	-----	" " " Nut.....
2718	-----	" " Washer (2).....
44139	-----	" Hinge Plate (2).....
-----	-----	" " Wood Screw 1 1/4 in. No. 14 F.H. (2).....
20022	-----	Machine Rest (felt) (4).....
27878	-----	" " Rivet (4).....
Serial 179264	-----	Mobile Field Cabinet complete, Nos. Serial 179302 and Serial 179306.

KNEE LEVER

No.	Plate	Name
Serial 179756	-----	Knee Lever.....
Serial 179757	-----	" " Engaging Head.....
25362	-----	" " Positioning Ball.....
Serial 179759	-----	" " " " Spring..
Serial 179758	-----	Knee Lever, Nos. 25362, Serial 179756, Serial 179757 and Serial 179759.....
2767	-----	Knee Lever Knee Plate with 356C.....
356C	-----	" " " " Set Screw.....
Serial 179760	-----	Knee Lever complete, Nos. 2767 and Serial 179758.....

MOTOR AND SWITCH PARTS

No.	Plate	Name
797307	-----	Switch Box with Switch complete.....
Serial 48033	-----	Cord (10 ft. long) from Switch Box to Motor.....
792853	-----	Cord complete (to socket).....
-----	-----	Motor, ZA 143 (Counter Clockwise)...
Serial 180050	-----	" Bolt with 1778R (4).....
Serial 179761	-----	Motor Bolt complete, Nos. 1778R, 126150, Serial 180050 and two 9842 (4).....
1778R	-----	Motor Bolt Nut (4).....
1778R	-----	" " " Lock Nut (4).....
126150	-----	" " " Washer (4).....
9842	-----	" " " Washer (8).....
741946	-----	" Pulley (grooved) 2 1/4 in. diam., 1/2 in. bore with two 50788AL.....
50788AL	-----	Motor Pulley Set Screw (2).....

STARTING ROCK SHAFT

No.	Plate	Name
Serial 179327	-----	Knee Lever Socket.....
Serial 179328	-----	Starting Rock Shaft.....
Serial 179329	-----	" " " Serial 179328 with Serial 179327 and Serial 179769.....

	No.	Plate	Name
Serial 179769		-----	Starting Rock Shaft Insert.....
Serial 179330		-----	" " " Chain with 39575
39575		-----	" " " " Hook.....
7539		-----	" " " Hanger (back)
			with two wood screws 1 in. No.
			10 F.H.....
20093		-----	Starting Rock Shaft Hanger (front)
			with two wood screws 1 in. No.
			10 F.H.....
6338		-----	Starting Rock Shaft Hook.....
6337		-----	" " " " Bracket
			with two 356C.....
356C		-----	Starting Rock Shaft Hook Bracket Set
			Screw.....
356C		-----	Starting Rock Shaft Hook Set Screw..
2770		-----	" " " Stop Dog with
			140219C (2).....
140219C		-----	Starting Rock Shaft Stop Dog Set
			Screw (2).....
Serial 179331		-----	Starting Rock Shaft complete, Nos.
			6337, 6338, 7539, 20093, Serial
			179329, Serial 179330 and two
			2770.....

NUMERICAL
LIST
OF PARTS

NUMERICAL LIST OF PARTS

No.	Plate	Name
32D	24084	Bobbin Winder Frame Hinge Screw for 16522.....
65D	24084	Driving Attachment Driving Arm Pitman Hinge Screw for Serial 179362 (2).....
75D	24084	Bobbin Winder Stop Latch Hinge Screw for 16522.....
76D	24080	Lifting Lever Connecting Rod Joint Hinge Screw.....
144D	24085	Arm Shaft Screw.....
145D	24082	Shuttle Race Screw (2).....
152E	24084	Bobbin Winder Stop Latch Adjusting Screw for 16516.....
157J	24080	Feed Lifting Rock Shaft Crank Clamping Screw for 12376.....
157J	24080	Feed Rock Shaft Crank Clamping Screw for 29633.....
178E	24080	Bell Crank Bracket Screw (2).....
180J	24084	Bobbin Winder Spring Screw for 16522
190J	24079	Face Plate Screw.....
190J	24081	Presser Foot Screw.....
208AL	24079	Feed Dog Screw (2).....
219J	24080	Arm Side Cap Screw.....
225F	24081	Slack Thread Regulator Adjusting Screw.....
226J	24080	Oscillating Shaft Crank Slide Block Cap Screw for 19449.....
233D	24081	Needle Bar Thread Guard Screw.....
248A	24085	Clamp Stop Motion Clamp Stop Screw for 3022.....
256J	24085	Clamp Stop Motion Clamp Screw for 3022.....
284W	-----	Guide Screw.....
307C	24080	Feed Lifting Rock Shaft Screw Center for 56814 (2).....
307C	24080	Feed Rock Shaft Screw Center for 56814 (2).....
313C	24080	Feed Bar Screw Center for 56813 (2).
333J	24084	Bobbin Winder Friction Wheel Washer Screw for 16515.....
356C	-----	Knee Lever Knee Plate Set Screw for 2767.....
356C	-----	Starting Rock Shaft Hook Bracket Set Screw for 6337.....
356C	-----	Starting Rock Shaft Hook Set Screw for 6337.....
375C	24085	Feed Connecting Link Hinge Screw for 43992 (2).....
375C	24085	Feed Forked Connection Hinge Screw..
375C	24085	Feed Lifting Rock Shaft Crank Connecting Rod Hinge Screw.....
391J	24082	Shuttle Bobbin Case Position Plate Screw for 24415 (2).....

NUMERICAL LIST OF PARTS

No.	Plate	Name
418E	24084	Bobbin Winder Tension Screw Stud for 27308.....
427E	24084	Driving Attachment Driving Arm Friction Plug Adjusting Screw for 16522.....
435AL	24085	Balance Wheel Set Screw for 16592 (2).....
435AL	24085	Driving Attachment Balance Wheel Set Screw for 16592 (2).....
435AL	24081	Thread Take-up Lever Link Hinge Pin Set Screw.....
446AL	24085	Feed Cam and Feed Lifting Eccentric Set Screw for 12197.....
448AL	24085	Arm Shaft Flanged Bushing (back) Set Screw.....
448AL	24080	Lifting Lever Pin Set Screw.....
448AL	24085	Oscillating Rock Shaft Hinge Pin Set Screw.....
448AL	24079	Thread Take-up Spring Regulator Set Screw.....
453AL	24081	Needle Bar Connecting Stud Set Screw for 12384.....
453AL	24080	Oscillating Shaft Crank Set Screw for 44135 (2).....
453AL	24081	Presser Bar Guide Bracket Set Screw for 20059.....
462AL	24085	Clamp Stop Motion Flanged Bushing Set Screw for 4933 (2).....
591F	24081	Shuttle Tension Regulating Screw for 62740.....
592E	24081	Shuttle Bobbin Case Latch Stop Screw for 62740.....
624AL	24079	Thread Retainer Set Screw.....
688J	24081	Pressure Regulating Thumb Screw.....
689C	24081	Presser Bar Lifter Screw.....
690E	24085	Thread Take-up Crank Wedge Screw....
691XC	24079	Throat Plate Screw (2).....
692D	24084	Driving Attachment Bracket Screw for Serial 179362.....
693D	24084	Driving Attachment Driving Arm Hinge Screw for 16522.....
725J	24079	Shuttle Race Slide Spring Screw for 12432 (2).....
748E	24082	Arm Screw (back) (2).....
766D	24081	Lifting Lever Link Hinge Screw.....
775E	24081	Thread Take-up Lever Cap Screw for 43990.....
794E	24081	Needle Bar Connecting Link Adjusting Screw for 43992.....
802D	24080	Lifting Lever Hinge Screw.....
808F	24081	Needle Clamp Screw for 4303.....
835D	24085	Feed Regulator Handle Screw.....
854E	24082	Arm Screw (front) (2).....
858AL	24085	Needle Bar Crank Set Screw for 20188
861E	24084	Driving Attachment Driving Friction Pulley Oil Hole Plug Screw for 16594.....

NUMERICAL LIST OF PARTS

23

No.	Plate	Name
896AL	24085	Crank Connecting Rod Cap Screw for 20197 (2).....
907D	24082	Shuttle Race Back Spring Screw for 24415.....
908C	24085	Crank Connecting Rod Hinge Screw for 139602.....
936E	24081	Needle Bar Screw Bushing (2).....
966E	24085	Feed Lifting Rock Shaft Crank Connecting Rod Cap Screw for 43976 (2).....
988C	24080	Oscillating Shaft Crank Slide Block Screw Stud for 19449.....
1053E	24082	Shuttle Race Cap Screw for 25000 (2)
1065AL	24085	Needle Bar Crank Position Screw for 20188.....
1266AL	24080	Shuttle Driver Set Screw for 12444 (2).....
1508C	24084	Driving Attachment Driving Arm Friction Plug Adjusting Screw Nut for 16522.....
1513J	24080	Feed Lifting Rock Shaft Screw Center Nut for 56814 (2)
1513J	24080	Feed Rock Shaft Screw Center Nut for 56814 (2).....
1518J	24085	Feed Connecting Link Hinge Screw Nut for 43992 (2).....
1518J	24085	Feed Forked Connection Hinge Screw Nut.....
1518J	24085	Feed Lifting Rock Shaft Crank Connecting Rod Hinge Screw Nut.....
1518E	24080	Oscillating Shaft Crank Slide Block Screw Stud Nut for 44135.....
1519J	24080	Feed Bar Screw Center Nut for 56813 (2).....
1520J	24081	Presser Bar Lifter Screw Nut.....
1521J	24080	Lifting Lever Connecting Rod Lock Nut.....
1550X	24084	Bobbin Winder Stop Latch Adjusting Screw Nut for 16516.....
1560C	24079	Tension Regulating Thumb Nut for 44141.....
1562J	24084	Bobbin Winder Tension Regulating Thumb Nut for 27308.....
1579C	24084	Driving Attachment Driving Arm Hinge Screw Nut for 16522.....
1619E	24085	Crank Connecting Rod Hinge Screw Nut
1690R	-----	Mobile Field Cabinet Machine Button Bolt Nut for Serial 179458.....
1778R	-----	Motor Bolt Lock Nut for Serial 179761 (4).....
1778R	-----	Motor Bolt Nut for Serial 180050 (4)
1813	24080	Feed Lifting Rock Shaft Crank Roller and Stud for 12376
1904	24081	Needle Bar Connecting Stud Roller (roller only) for 12384.....
2020	24085	Clamp Stop Motion Clamp Washer for 3022.....

NUMERICAL LIST OF PARTS

No.	Plate	Name
2022	24084	Driving Attachment Driving Arm Pit-
		man Crank Pin for 44176.....
2022	24084	Driving Attachment Starting Crank
		Pin for 44176.....
2102	24079	Tension Disc for 44118 (2).....
2106	24084	Bobbin Winder Tension Thread Guard
		for 27308.....
2269	-----	Bobbin Winder Stop Latch Stop Pin
		for 16518.....
2455	24084	Bobbin Winder Tension Disc for 27308
		(2).....
2531	24082	Shuttle Race Back for 24415.....
2532	24082	" " " Position Pin for
		24962 (2).....
2533	24082	Shuttle Race Back Spring for 24415..
2718	-----	Mobile Field Cabinet Machine Button
		Washer for Serial 179302 (2)....
2767	-----	Knee Lever Knee Plate with 356C, for
		Serial 179760.....
2770	-----	Starting Rock Shaft Stop Dog with
		140219C, for Serial 179331 (2)..
2928	24084	Driving Attachment Driving Arm Brake
		(leather) for 16518.....
2973	24081	Shuttle Bobbin Case Latch Lever for
		15141.....
2974	24081	Shuttle Bobbin Case Latch Lever Ful-
		crum Pin for 15141.....
2975	24081	Shuttle Bobbin Case Latch Spring for
		62740.....
2996	24081	Shuttle Bobbin for 19292.....
3022	24085	Clamp Stop Motion complete, Nos.
		248A, 256J, 2020 and 4933.....
3094	24085	Thread Take-up Crank Wedge.....
4302	24081	Needle Bar Thread Guard.....
4303	24081	Needle Clamp with 808F.....
4307	24079	Shuttle Race Slide Spring for 12432.
4784	24085	Oscillating Rock Shaft Oil Pad for
		24105.....
4933	24085	Clamp Stop Motion Flanged Bushing
		with two 462AL, for 3022.....
5596	24080	Bell Crank for 56848.....
5598	24080	Bell Crank complete, Nos. 5735 and
		56848.....
5599	24080	Bell Crank Bracket for 56848.....
5601	24080	" " Hinge Pin for 56848.....
5735	24080	" " Spring for 5598.....
5960	24084	Bobbin Winder Friction Wheel
		(leather) for 16515.....
5961	24084	Bobbin Winder Friction Wheel Washer
		for 16515.....
5963	24084	Bobbin Winder Spindle Flange for
		16515.....
6337	-----	Starting Rock Shaft Hook Bracket
		with two 356C, for Serial 179331
6338	-----	Starting Rock Shaft Hook for Serial
		179331.....

NUMERICAL LIST OF PARTS

25

No.	Plate	Name
7298	24081	Presser Foot Hinge Pin for 19336....
7336	24079	Thread Take-up Spring Regulator for 44118.....
7539	-----	Starting Rock Shaft Hanger (back) with two wood screws 1 in. No. 10 F.H., for Serial 179331.....
7958	24085	Balance Wheel (friction) Ring Stop Pin for 16592.....
7958	24085	Driving Attachment Balance Wheel (friction) Ring Stop Pin for 16592.....
8582	24082	Arm Dowel Pin (2).....
8879	24082	" Spool Pin Washer (cloth).....
8908	24083	Wrench for 1519 and 1520 (Accessories).....
8909	24083	Wrench for 1513 and 1518 (Accessories).....
9281	-----	Mobile Field Cabinet Cover Handle Eye Bolt Nut Washer for Serial 179306 (4).....
9842	-----	Motor Bolt Nut Washer for Serial 179761 (4).....
10141	24084	Bobbin Winder Tension Spring for 27308.....
10236	-----	Driving Attachment Driving Friction Pulley Center Bearing for 16594.
11119	24082	Arm Oil Tube with 52045, for oiling 12408.....
11167	24081	Presser Bar Spring (light) .051 wire
Note:		No. 11167 is sent with this machine unless another Presser Bar Spring is specified on order.
11170	24081	Presser Bar Spring Washer.....
11204	24081	Thread Take-up Lever Link Hinge Pin for 43990.....
11241	24084	Bobbin Winder Spool Pin Washer (cloth) for 27308.....
11831	24083	Screw Driver (extra large) Accessories.....
12139	-----	Presser Bar Spring (medium) .055 wire.....
12150	24079	Face Plate Thread Guard (lower) 44181 with 12152, for 20058.....
12152	24079	Face Plate Thread Guard (lower) Rivet for 12150.....
12166	24081	Thread Take-up Lever Hinge Pin for 12410.....
12170	24084	Bobbin Winder Spring for 16522.....
12178	24084	Driving Attachment Driving Arm Friction Plug (wood) for 16522.....
12193	24082	Arm Side Cover.....
12197	24085	Feed Cam and Feed Lifting Eccentric with 446AL, for 44124.....
12237	24080	Lifting Lever with 448AL.....
12240	24080	" " Pin.....
12241	24081	" " Link.....

NUMERICAL LIST OF PARTS

No.	Plate	Name
12323	24085	Feed Regulator Handle Friction Spring.....
12327	24081	Presser Bar Lifting and Releasing Lever Bracket.....
12329	24079	Tension Releasing Lever Spring.....
12332	24085	Feed Regulator and Reverser for 43992.....
12333	24085	Feed Regulator Handle.....
12357	24085	Arm Shaft Flanged Bushing (back)....
12361	24083	Machine Hinge Connection Accessories) (2).....
12368	24080	Feed Bar.....
12376	24080	Feed Lifting Rock Shaft Crank with 157J and 1813, for 44126.....
12379	24080	Feed Rock Shaft for 20333.....
12381	24081	Needle Bar (hollow).....
12384	24081	Needle Bar Connecting Stud with 453AL and 1904, for 43997.....
12388	24085	Oscillating Rock Shaft Hinge Pin for 24105.....
12389	24080	Oscillating Shaft.....
12391	24081	Presser Bar (hollow).....
12393	24081	Shuttle Body for 19292.....
12394	-----	" Driver for 12444.....
12398	24079	Tension Releasing Lever Hinge Pin...
12404	24081	Thread Take-up Crank for 43990.....
12408	24081	" " Lever for 12410.....
12409	24081	" " Link for 12410.
12410	-----	Thread Take-up Lever complete, for 43990, Nos. 12166, 12408 and 12409.....
12415	24080	Lifting Lever Connecting Rod.....
12416	24080	" " " " Joint..
12424	24080	Oscillating Shaft Crank Slide Block Cap Screw Washer for 19449.....
12427	24085	Arm Shaft for 44124.....
12431	24079	Shuttle Race Slide for 12432.....
12432	24079	Shuttle Race Slide complete, Nos. 4307, 12431 and two 725J.....
12444	24080	Shuttle Driver 12394 with two 1266AL
12453	24082	Arm Oil Tube for intermediate bearing.....
12454	24082	Arm Oil Tube with 132590, for oiling 12409.....
12475	24084	Driving Attachment Driving Arm Pitman for Serial 179362.....
12477	24084	Driving Attachment Starting Crank Shaft for 44176.....
12479	24084	Driving Attachment Starting Crank for 44176.....
12480	24080	Arm Side Cap.....
15072	24084	Bobbin Winder Position Pin for 15077
15077	24084	" " Spindle with 15072, for 16515.....
15132	24084	Driving Attachment Driving Arm Brake Rivet for 16518 (2).....

NUMERICAL LIST OF PARTS

27

No.	Plate	Name
15140	24081	Shuttle Bobbin Case Latch for 15141.
15141	-----	" " " Hinge, for 62740, Nos. 2973, 2974 and 15140
15278	24081	Shuttle Tension Spring for 62740....
*15404	-----	Trade Mark for 20313.....
15405	-----	" " Rivet for 20313 (2).....
16514	24084	Bobbin Winder Frame for 16515.....
16515	-----	Bobbin Winder Frame complete, for 16522, Nos. 333J, 5960, 5961, 5963, 15077 and 16514.....
16516	24084	Bobbin Winder Stop Latch with 152E and 1550X, for 16522.....
16518	24084	Driving Attachment Driving Arm with 2269, 2928 and two 15132, for 16522.....
16522	24084	Driving Attachment Driving Arm com- plete, for Serial 179362, Nos. 32D, 75D, 180J, 427E, 693D, 1508C, 1579C, 12170, 12178, 16515, 16516, 16518, 16530 and 27303.....
16524	24085	Balance Wheel (friction) Ring (leather) for 16592.....
16524	24085	Driving Attachment Balance Wheel (friction) Ring (leather) for 16592.....
16530	24084	Driving Attachment Bracket for 16522
16592	24085	Balance Wheel (friction) with 7958, 16524 and two 435AL.....
16592	24085	Driving Attachment Balance Wheel (friction) with 7958, 16524 and two 435AL, for Serial 179362....
16594	24084	Driving Attachment Driving Friction Pulley, 2 5/16 in. diam. with 861E and 10236, for Serial 179362.....
19292	24081	Shuttle, 1 11/16 in. diam., Nos. 2996, 12393 and 62740.....
19334	24081	Presser Foot Plate for 19336.....
19335	24081	" " Shank for 19336.....
19336	24081	Presser Foot (hinged) complete, Nos. 7298, 19334 and 19335.....
19448	24080	Oscillating Shaft Crank Slide Block for 19449.....
19449	-----	Oscillating Shaft Crank Slide Block complete, for 44135, Nos. 226J, 988C, 12424 and 19448.....
20022	-----	Mobile Field Cabinet Machine Rest (felt) for Ser. 179302 (4).....
20023	-----	Presser Bar Spring (heavy) .063 wire
20057	24079	Face Plate for 20058.....
20058	-----	Face Plate complete, Nos. 12150, 20057 and 139615.....
20059	24081	Presser Bar Guide Bracket with 453AL
20060	24081	Slack Thread Regulator.....
20093	-----	Starting Rock Shaft Hanger (front) with two wood screws 1 in. No. 10 F.H., for Serial 179331.....

NUMERICAL LIST OF PARTS

No.	Plate	Name
20188	24085	Needle Bar Crank with 858AL and 1065AL, for 44124.....
20197	24085	Crank Connecting Rod with 125044 and two 896AL, for 44197.....
*20313	-----	Arm with 15404 and two 15405.....
20333	-----	Feed Rock Shaft complete, Nos. 12379 and 29633.....
20371	24084	Driving Attachment Driving Arm Pitman Crank for 44176.....
20372	24084	Driving Attachment Driving Arm Pitman Crank Spring for Serial 179362.....
22003	24083	Wrench (Accessories).....
23250	-----	Mobile Field Cabinet Cover Hasp Bolt Nut Washer for Serial 179302 (16).....
23250	-----	Mobile Field Cabinet Cover Hasp Staple Bolt Nut Washer for Serial 179306 (16).....
24104	-----	Oscillating Rock Shaft for 24105....
24105	24085	Oscillating Rock Shaft complete, for 139602, Nos. 4784, 12388 and 24104.....
24131	24082	Arm Oil Tube with 52045, for oiling 12197.....
24412	24082	Shuttle Bobbin Case Position Plate for 24415.....
24413	24082	Shuttle Race Body for 25000.....
24414	24082	" " Cap for 25000.....
24415	24082	Shuttle Race complete, Nos. 907D, 2531, 2533, 24412, 24962 and two 391J.....
24962	-----	Shuttle Race Body 25000 with two 2532, for 24415.....
25000	-----	Shuttle Race Body 24413 with 24414 and two 1053E, for 24962.....
25020	-----	Belt (round, 1/4 in.) 6 ft. long (Accessories).....
25127	24083	Belt Hook for Serial 179808 (Accessories) (6).....
25362	-----	Knee Lever Positioning Ball for Serial 179758.....
25866	-----	Guide.....
26026	24083	Screw Driver (medium) Accessories...
26485	24083	" " (small) Accessories....
26603	24079	Feed Dog, 20 teeth (16 teeth to the inch) for 26605XC.....
26605XC	24079	Throat Plate for 26603.....
27303	-----	Bobbin Winder Stop Latch Spring for 16522.....
27306	24084	Bobbin Winder Spool Pin for 27308...
27307	24084	" " " Stand for 27308.
27308	24084	Bobbin Winder Spool Stand complete, for Serial 179362, Nos. 418E, 1562J, 2106, 10141, 11241, 27306, 27307 and two each 2455 and wood screws 1 in. No. 10 F.H.

NUMERICAL LIST OF PARTS

29

No.	Plate	Name
27662	24083	Wrench (Accessories).....
27684	-----	Mobile Field Cabinet Cover Handle Chain Hook for Serial 179309 (4)
27878	-----	Drip Pan Nail for Serial 179326 (2).
27878	-----	Mobile Field Cabinet Machine Rest Rivet for Serial 179302 (4).....
29633	24080	Feed Rock Shaft Crank with 157J, for 20333.....
Serial 30797	-----	Mobile Field Cabinet Cover Handle Eye Bolt Washer for Serial 179306 (4).....
Serial 30821	-----	Mobile Field Cabinet Cover Hasp Staple Snap for Serial 179319 (4).....
32572	24079	Tension Releasing Disc for 44118....
32574	24079	" " Pin for 44118.....
39575	-----	Starting Rock Shaft Chain Hook for Serial 179330.....
40552	24083	Wrench (Accessories).....
43944	24079	Tension Releasing Lever.....
43945	24079	" Spring for 44118.....
43946	24079	Thread Take-up Spring for 44118.....
43976	24085	Feed Lifting Rock Shaft Crank Con- necting Rod with 125044 and two 966E.....
43990	-----	Thread Take-up complete, Nos. 775E, 11204, 12404, 12410 and 43997...
43992	-----	Feed Forked Connection complete, Nos. 12332, 44003, 52165 and two each 375C and 1518J.....
43997	24081	Needle Bar Connecting Link with 794E and 12384, for 43990.....
44003	24085	Feed Forked Connection for 43992....
44118	24079	Tension complete, Nos. 7336, 32572, 32574, 43945, 43946, 44141 and two 2102.....
*44124	-----	Arm Shaft 12427 with 12197 and 20188, for 44197.....
44125	24080	Feed Lifting Rock Shaft for 44126...
44126	24080	Feed Lifting Rock Shaft complete, Nos. 12376 and 44125.....
44134	24080	Oscillating Shaft Crank for 44135...
44135	24080	Oscillating Shaft Crank complete, Nos. 1518E, 19449, 44134 and two 453AL.....
44139	-----	Machine Field Cabinet Machine Hinge Plate for Serial 179302 (2).....
44141	-----	Tension Screw Stud 50327C with 1560C, for 44118.....
44176	24084	Driving Attachment Starting Crank Shaft 12477 with 12479, 20371 and two 2022, for Serial 179362.
44181	-----	Face Plate Thread Guard (lower) for 12150.....
*44197	-----	Arm Shaft 44124 with 20197.....
45874	-----	Face Plate Thread Guard (upper) for 139615.....
Serial 48033	-----	Cord (10 ft. long) from Switch Box to Motor.....

No.	Plate	Name
50327C	24079	Tension Screw Stud for 44141.....
50788AL	-----	Motor Pulley Set Screw for 741946 (2).....
51224W	24082	Arm Side Cover Thumb Screw.....
51224W	24079	Face Plate Thumb Screw.....
52016	24081	Presser Bar Lifter.....
52045	24082	Arm Oil Tube Packing (braided cotton) for 11119 and 24131.....
52165	24085	Feed Connecting Link for 43992.....
52239	24082	Arm Spool Pin and Thread Eyelet.....
52454	24079	Thread Retainer.....
56813	-----	Feed Bar Screw Center 313C with 1519J (2).....
56814	-----	Feed Lifting Rock Shaft Screw Center 307C with 1513J (2).....
56814	-----	Feed Rock Shaft Screw Center 307C with 1513J (2).....
56848	-----	Bell Crank 5596 with 5599 and 5601, for 5598.....
62740	24081	Shuttle Bobbin Case complete, for 19292, Nos. 591F, 592E, 2975, 15141 and 15278.....
67425	-----	Mobile Field Cabinet Cover Hasp Bolt Nut Lock Washer for Serial 179302 (16).....
67425	-----	Mobile Field Cabinet Cover Hasp Staple Bolt Nut Lock Washer for Serial 179306 (16).....
96788	-----	Mobile Field Cabinet Base Corner Brace for Serial 179302 (6).....
120440	24083	Screw Driver (large) Accessories....
120616	24083	Belt Punch (Accessories).....
120861	24083	Oil Can, 3 oz. filled with oil (Ac- cessories).....
124352	-----	Mobile Field Cabinet Cover Hasp Staple Snap Chain Hook for Serial 179318 (4).....
125044	-----	Crank Connecting Rod Oil Pad (felt) for 20197.....
125044	-----	Feed Lifting Rock Shaft Crank Con- necting Rod Oil Pad (felt) for 43976.....
125424	24079	Face Plate Thread Guard (upper) Rivet for 139615.....
126079	-----	Mobile Field Cabinet Cover Handle Eye Bolt Nut Lock Washer for Serial 179306 (4).....
126150	-----	Motor Bolt Nut Lock Washer for Serial 179761 (4).....
126849	-----	Mobile Field Cabinet Base Accessory Compartment Lid Hinge with four wood screws 3/4 in. No. 7, for Serial 179302 (2).....
132590	24082	Arm Oil Tube Packing (braided cotton) for 12454.....
139602	-----	Oscillating Rock Shaft 24105 with 908C.....

NUMERICAL LIST OF PARTS

31

No.	Plate	Name
139603	-----	Feed Regulator and Reverser Hinge Screw Washer.....
139615	24079	Face Plate Thread Guard (upper) 45874 with 125424, for 20058....
140139E	-----	Feed Regulator and Reverser Hinge Screw.....
140219C	-----	Starting Rock Shaft Stop Dog Set Screw for 2770 (2).....
Serial 179264	-----	Mobile Field Cabinet complete, Nos. Serial 179302 and Serial 179306.
Serial 179301	-----	Mobile Field Cabinet Base (wood) base only for Serial 179302.....
Serial 179302	-----	Mobile Field Cabinet Base complete, for Serial 179264, Nos. 190566, Serial 179301, Serial 179303, Serial 179323, Serial 179324, Serial 179325, Serial 179458, two each 2718, 44139, 126849, Serial 179319, wood screws 3/4 in. No. 6 F.H., 1 1/4 in. No. 14 F.H., four each 20022, 27878, Serial 179304, Serial 179313 (component part of Serial 179314) wood screws 3/8 in. No. 5 R.H. Blacked, six 96788, eight wood screws 3/4 in. No. 7 F.H. and sixteen each 23250, 67425, Serial 179315 and wood screws 1 1/2 in. No. 12 F.H.....
Serial 179303	-----	Mobile Field Cabinet Base Accessory Compartment Lid (wood) for Serial 179302.....
Serial 179304	-----	Mobile Field Cabinet Base Protecting Strip for Serial 179302 (4).....
Serial 179305	-----	Mobile Field Cabinet Cover (wood) cover only for Serial 179306....
Serial 179306	-----	Mobile Field Cabinet Cover complete, for Serial 179264, Nos. Serial 179305, Serial 179320, Serial 179321, two Serial 179312, four each 9281, 126079, Serial 30797, Serial 179317 (component part of Serial 179314) Serial 179322, sixteen each 23250, 67425, Serial 179315 and twenty-four wood screws 1 1/2 in. No. 12 F.H.....
Serial 179307	-----	Mobile Field Cabinet Cover Handle (rubber) for Serial 179309 (2)..
Serial 179308	-----	Mobile Field Cabinet Cover Handle Chain for Serial 179309 (2).....
Serial 179309	-----	Mobile Field Cabinet Cover Handle Nos. Serial 179307, Serial 179308 and two 27684, for Serial 179312 (2).....
Serial 179310	-----	Mobile Field Cabinet Cover Handle Eye Bolt with Serial 179311, for Serial 179312 (4).....

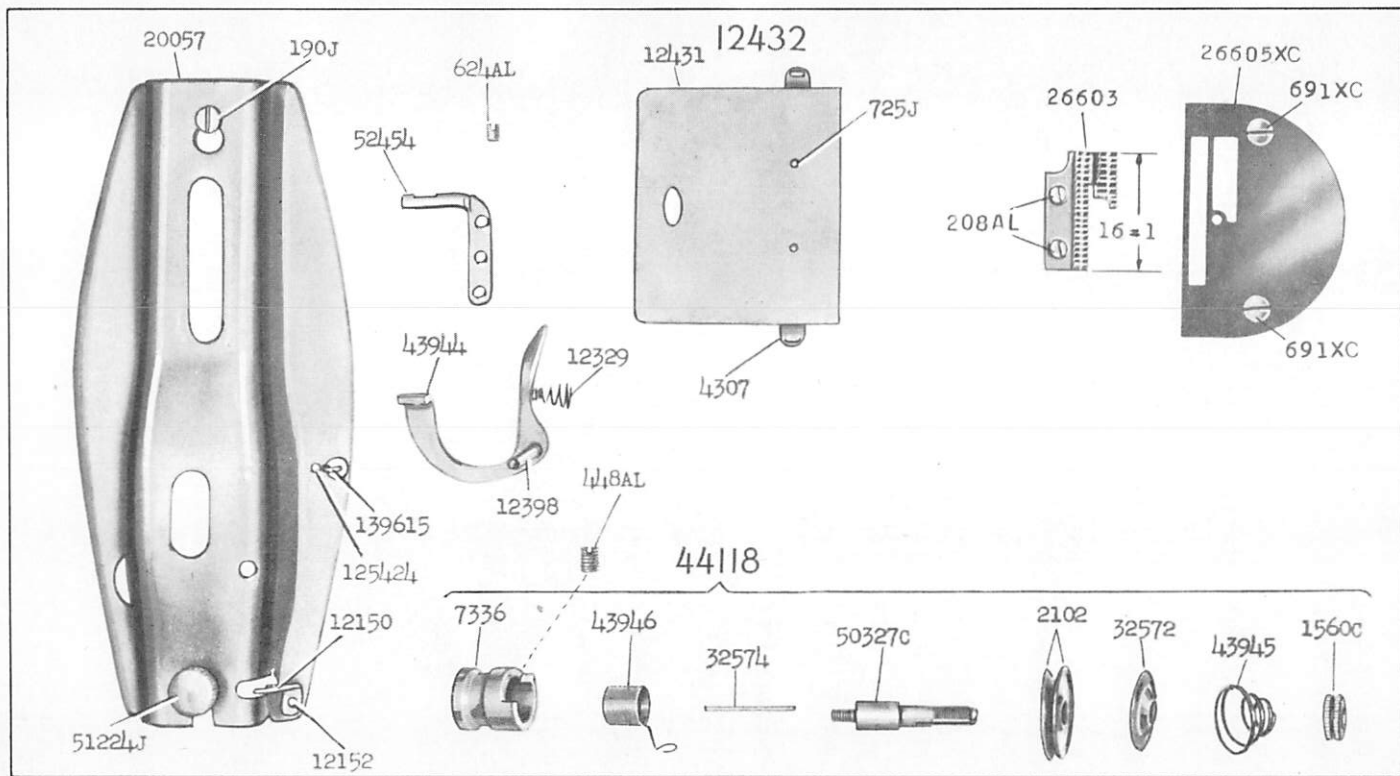
NUMERICAL LIST OF PARTS

No.	Plate	Name
Serial 179311	-----	Mobile Field Cabinet Cover Handle Eye Bolt Nut for Serial 179310 (4).....
Serial 179312	-----	Mobile Field Cabinet Cover Handle with Eye Bolts complete, for Serial 179306, Nos. Serial 179309 and two Serial 179310 (2)
Serial 179313	-----	Mobile Field Cabinet Cover Hasp for Serial 179302 and Serial 179314 (4).....
Serial 179314	-----	Mobile Field Cabinet Cover Hasp com- plete with Staple, Nos. Serial 179313 and Serial 179317 (4)....
Serial 179315	-----	Mobile Field Cabinet Cover Hasp Bolt with Serial 179316, for Serial 179302 (16).....
Serial 179315	-----	Mobile Field Cabinet Cover Hasp Staple Bolt with Serial 179316, for Serial 179306 (16).....
Serial 179316	-----	Mobile Field Cabinet Cover Hasp Bolt Nut for Serial 179315 (16).....
Serial 179316	-----	Mobile Field Cabinet Cover Hasp Staple Bolt Nut for Serial 179315 (16).....
Serial 179317	-----	Mobile Field Cabinet Cover Hasp Staple for Serial 179306 and Serial 179314 (4).....
Serial 179318	-----	Mobile Field Cabinet Cover Hasp Staple Snap Chain with two 124352, for Serial 179319 (2)...
Serial 179319	-----	Mobile Field Cabinet Cover Hasp Staple Snap Chain with Snaps complete, for Serial 179302, Nos. Serial 179318 and two Serial 30821 (2).....
Serial 179320	-----	Mobile Field Cabinet Cover Machine Protector Pad (felt) left for Serial 179306.....
Serial 179321	-----	Mobile Field Cabinet Cover Machine Protector Pad (felt) right for Serial 179306.....
Serial 179322	-----	Mobile Field Cabinet Cover Protect- ing Strip for Serial 179306 (4).
Serial 179323	-----	Mobile Field Cabinet Knee Lever Holder (left) for Serial 179302.
Serial 179324	-----	Mobile Field Cabinet Knee Lever Holder (right) for Serial 179302
Serial 179325	-----	Mobile Field Cabinet Machine Button for Serial 179302.....
Serial 179326	-----	Drip Pan with two 27878.....
Serial 179327	-----	Starting Rock Shaft Knee Lever Sock- et for Serial 179329.....
Serial 179328	-----	Starting Rock Shaft for Serial 179329.....
Serial 179329	-----	Starting Rock Shaft Serial 179328 with Serial 179327 and Serial 179769, for Serial 179331.....

NUMERICAL LIST OF PARTS

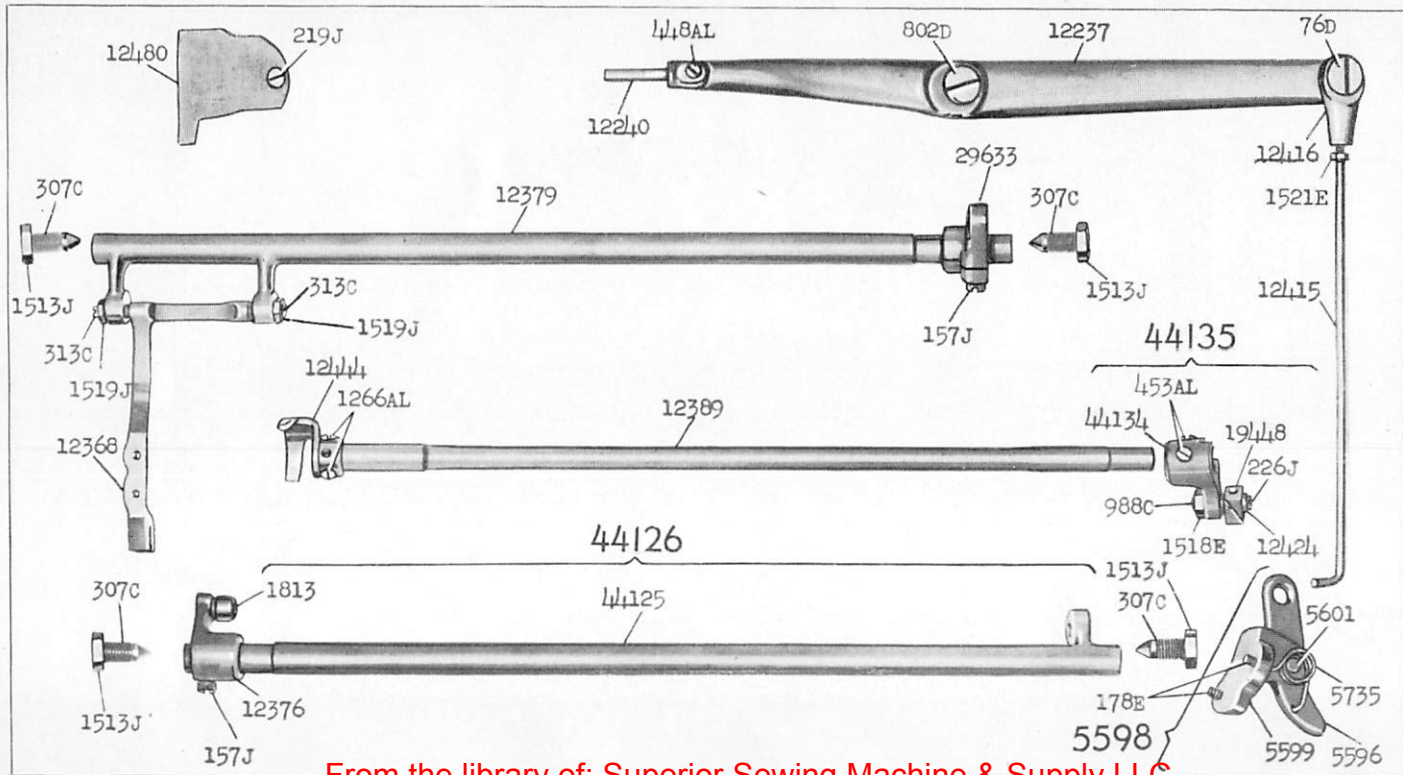
33

No.	Plate	Name
Serial 179330	-----	Starting Rock Shaft Chain with 39575, for Serial 179331.....
Serial 179331	-----	Starting Rock Shaft complete, Nos. 6337, 6338, 7539, 20093, Serial 179329, Serial 179330 and two 2770.....
Serial 179362	24084	Driving Attachment with Bobbin Winder Nos. 692D, 12475, 16522, 16592, 16594, 20372, 27308, 44176 and two 65D.....
Serial 179458	-----	Mobile Field Cabinet Machine Button Bolt with 1690R, for Serial 179302.....
Serial 179756	-----	Knee Lever for Serial 179758.....
Serial 179757	-----	" " Engaging Head for Serial 179758.....
Serial 179758	-----	Knee Lever Nos. 25362, Serial 179756, Serial 179757 and Serial 179759, for Serial 179760.....
Serial 179759	-----	Knee Lever Positioning Ball Spring for Serial 179758.....
Serial 179760	-----	Knee Lever complete, Nos. 2767 and Serial 179758.....
Serial 179761	-----	Motor Bolt complete, Nos. 1778R, 126150, Serial 180050 and two 9842 (4).....
Serial 179769	-----	Starting Rock Shaft Insert for Serial 179329.....
Serial 179808	-----	Belt (round, 1/4 in.) 28 in. long with 25127 (Accessories).....
	Note:	Belt Serial 179808 is furnished only with Motor.
Serial 180050	-----	Motor Bolt with 1778R, for Serial 179761 (4).....
190566	-----	Mobile Field Cabinet Lead Clamp for Serial 179302.....
*Serial 193963	-----	Bed.....
741946	-----	Motor Pulley (grooved) 2 1/4 in. diam., 1/2 in. bore with two 50788AL.....
792853	-----	Cord complete (to socket).....
797307	-----	Switch Box with Switch complete....



24079 - 1/2

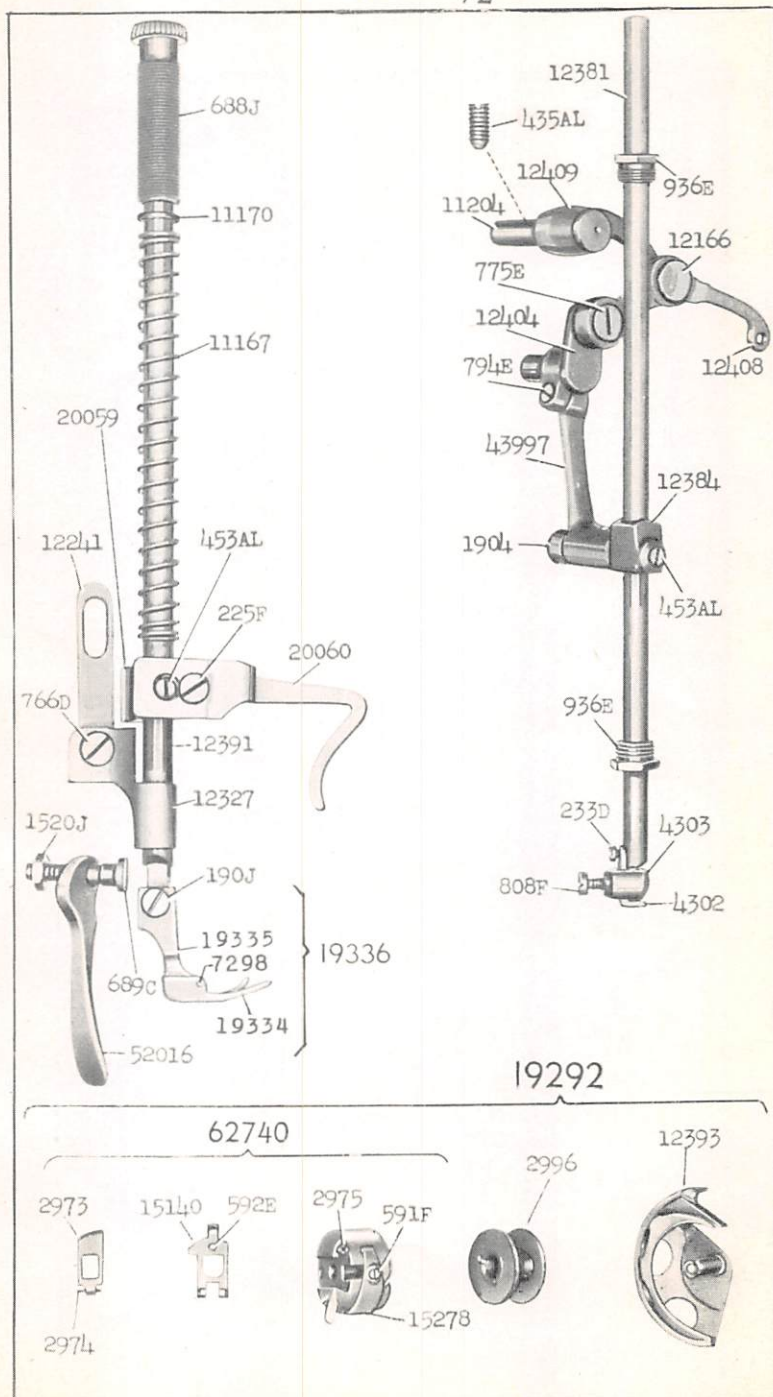
From the library of: Superior Sewing Machine & Supply LLC



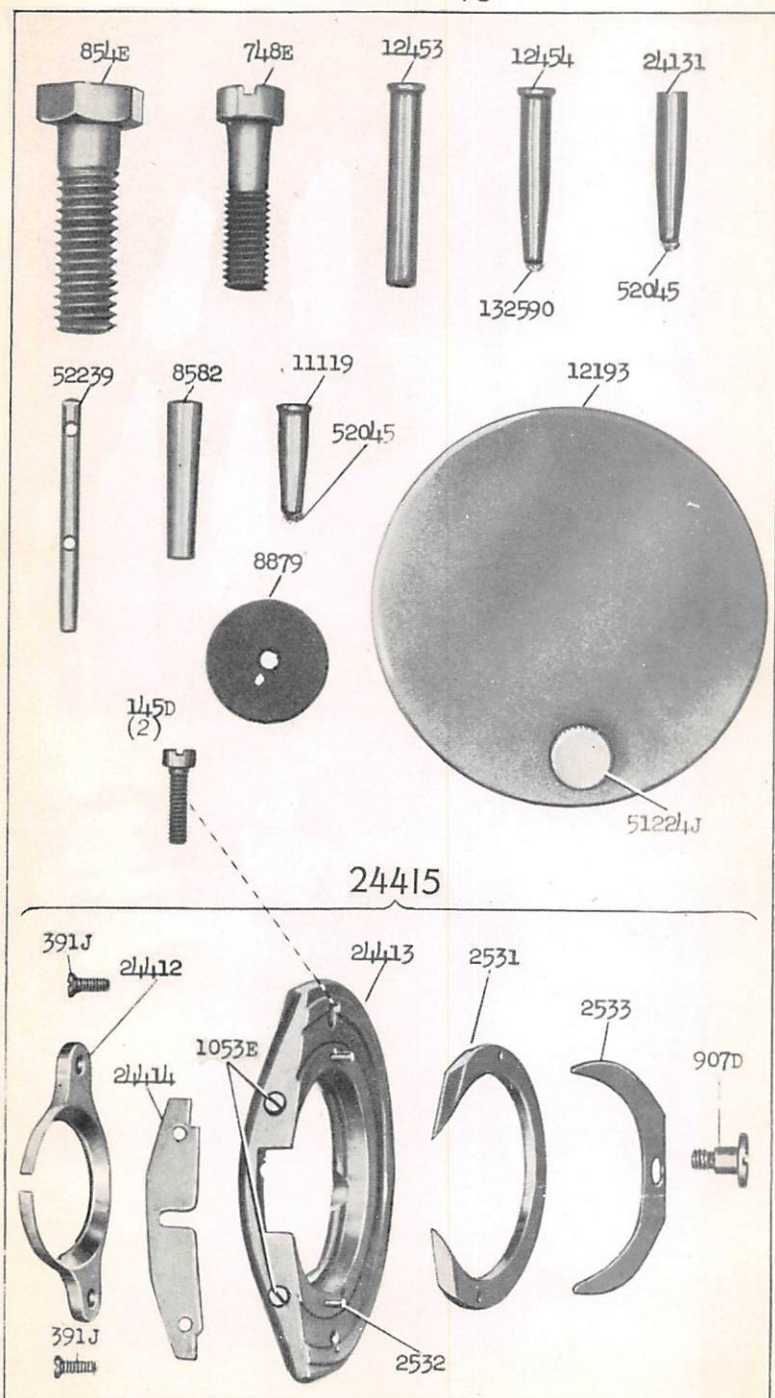
24080 - 1/3

From the library of: Superior Sewing Machine & Supply LLC

24081 - 1/2



24082 - 2/3



24083 - 1/3

11831



120440



26026



26485



120861



8908



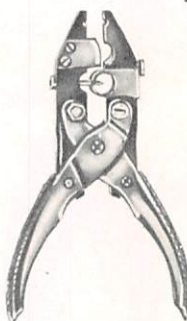
8909



27662



120616



25127

C


12361



22003

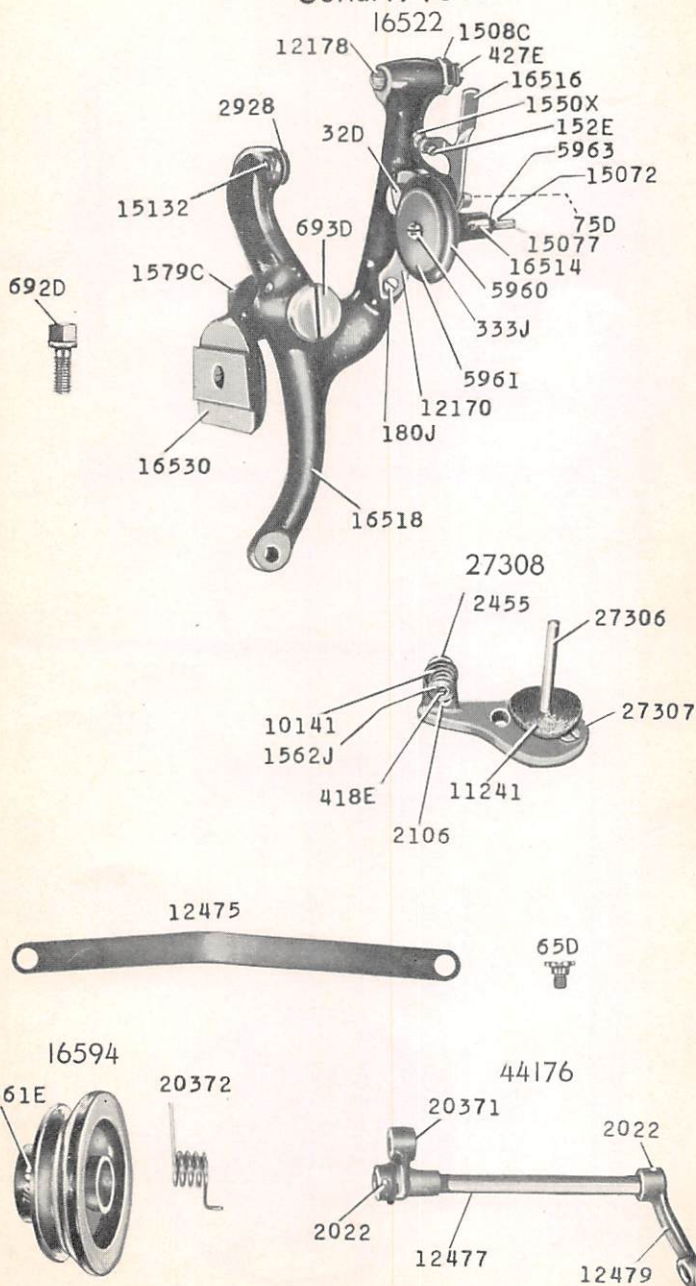


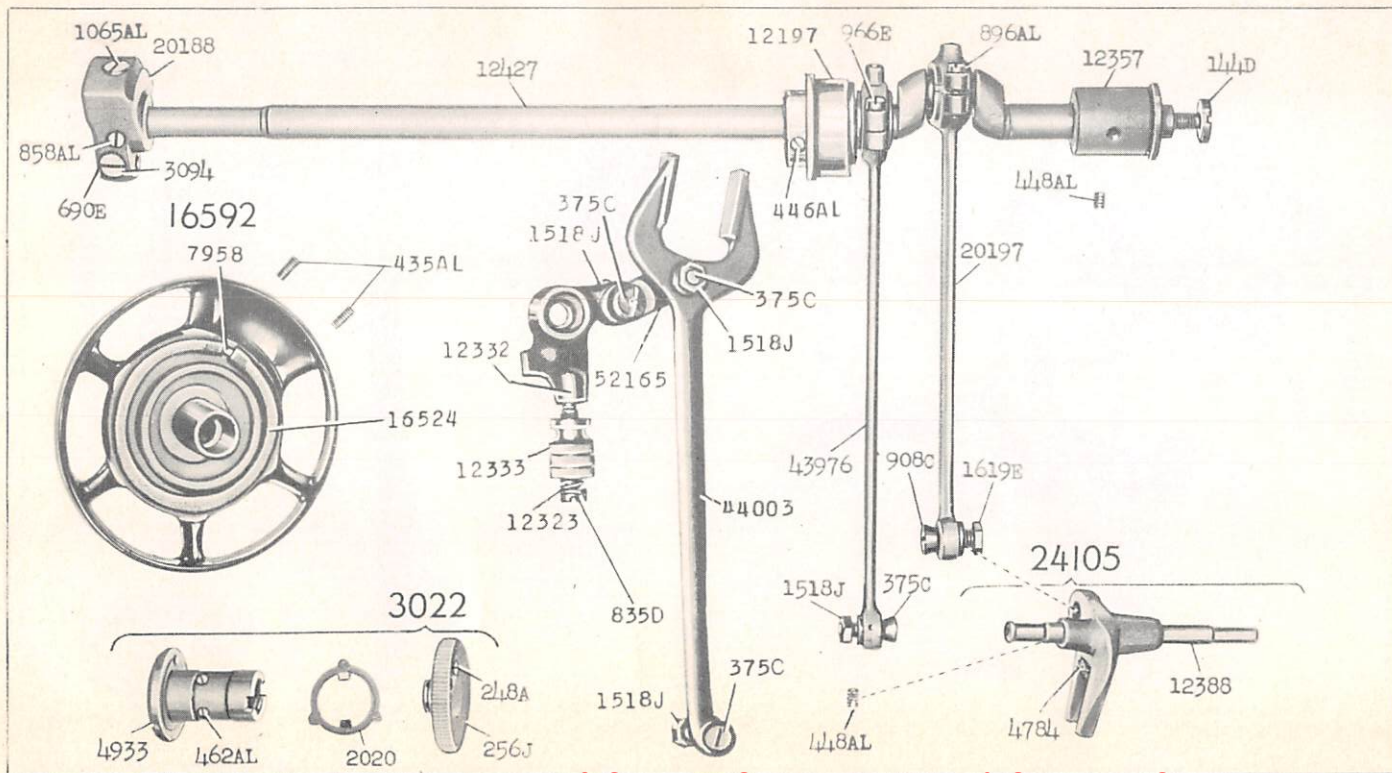
40552



24084 - 1/4

Serial 179362





24085 - 1/3



